



THE WING SHOOTER CHAIR BLIND

Instruction and Safety Manual



Model #3327
Advantage® Max-4 Camo

Be sure to follow these guidelines for using your Product. READ AND UNDERSTAND ALL INSTRUCTIONS and WARNINGS FIRST

Any questions or confusion regarding the use of this product contact our Customer Service Department.

SAFETY MUST BE FIRST PRIORITY WITH USE OF THIS PRODUCT

2009
©2009 (rev 2/09)

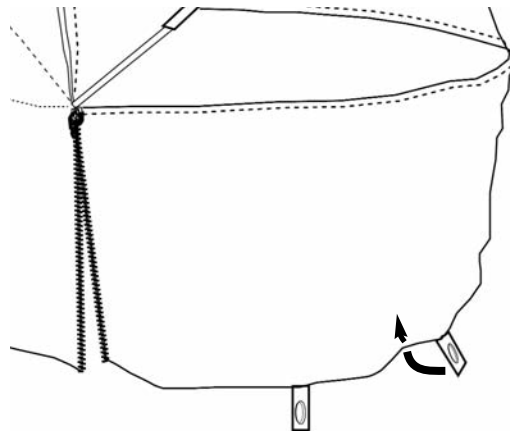


Step 1: Remove your Blind from Back Pack..

Step 2: Loosen cinch strap and open chair. Be sure that side zippers on blind are open.



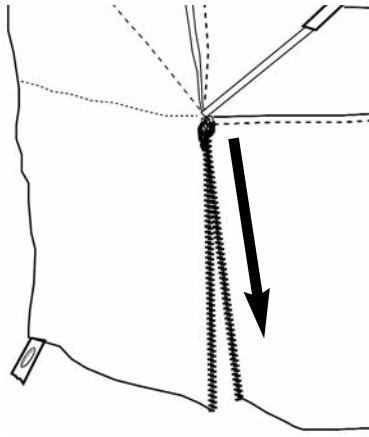
Step 3: Grab hold of grommet from behind chair and bring over chair back. While holding grommet tab, sit in chair and pull blind over head until front of blind falls to ground.





Step 4: Tent stakes are included with your chair blind to help secure blind to ground. Pull Grommet to interior of blind front and stake down with tent stake.

! IMPORTANT TIP: Only stake down grommets at front of blind while you are inside blind or you WILL NOT be unable to get back into blind.

PLEASE NOTE: Images used are for demonstration purposes only and may not depict the actual product.



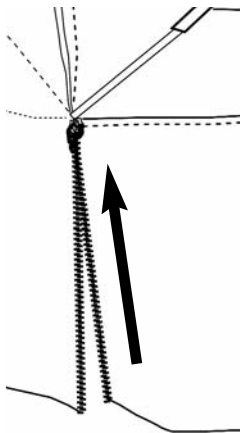
Step 5: Pull close zippers on side of blind.



Step 6: Bring forward rain fly till it reaches opening in mesh.

TAKE DOWN INSTRUCTIONS

! IMPORTANT: Be sure to remove all native brush, dirt and debris **BEFORE** beginning take down.



Step 1: While inside blind, unzip side zippers and pull out any tent stakes in front blind.



Step 2: Push back rain fly.



Step 3: Lift front of blind over your head and behind chair.



Step 4: Remove rest of tent stakes Close chair by pulling on seat and bringing legs together.



Step 5: Place cinch strap around blind, fasten and pull tight. Place chair back into backpack.

PARTS LIST

- 1 Blind
- 1 Carrying Back Pack Case
- Tent Stakes



! FEATURE: Enhance your camouflage by inserting available plants and grasses into brush pockets.

STORAGE AND TIPS

- Store Blind in a cool dry place - free native brush, dirt and any debris
- Never store Blind wet or damp
- Avoid leaving Blind outdoors for any extended period of time. Prolonged exposure to sunlight may cause fabric to fade.
- To stop any leakage, use seam sealer on all seams and silicon spray on seams/sidewalls.

CPAI-84 WARNING**⚠ WARNING: KEEP ALL FLAME AND HEAT SOURCES AWAY FROM TENT FABRIC.**

This tent meets the flammability requirements of CPAI-84. The fabric may burn if left in continuous contact with any flame source. This tent is made of flame-resistant fabric. **It is not fireproof.** The fabric will burn if left in continuous contact with a flame source. DO NOT use candles, matches or open flames of any kind in or near a tent; DO NOT cook inside a tent; DO NOT smoke in a tent; DO NOT store flammable liquids inside a tent; build campfires downwind and several meters away from a tent and be sure to fully extinguish campfires before leaving a campsite or before retiring for the night; exercise EXTREME caution when using fuel-powered lanterns or heaters inside a tent and use battery operated lanterns whenever possible; DO NOT refuel lamps, heaters or stoves inside a tent; extinguish or turn off all lanterns before going to sleep. The application of any foreign substance to tent fabric may render flame resistant properties ineffective.

THINK SAFETY !

- NEVER USE A HEATER IN YOUR AMERISTEP® BLIND - UNVENTED FUMES COULD CAUSE SICKNESS OR DEATH
- NEVER EXPOSE YOUR BLIND TO ANY OPEN FLAME. THIS PRODUCT **IS NOT FIREPROOF**
- NEVER SHOOT THROUGH MESH WITH A FIREARM; SPARKS OR FLAME FROM THE MUZZLE COULD IGNITE THE MATERIAL
- NEVER SHOOT EXPANDABLE BROADHEADS THROUGH THE MESH WINDOWS - THE MESH MAY CAUSE PREMATURE OPENING OF THE BLADES. USE FIXED BLADE BROADHEADS ONLY
- FOR BEST ARROW FLIGHT THRU SHOOT-THROUGH MESH WINDOWS, ALIGN BROADHEAD BLADES WITH FLETCHING
- NEVER ALLOW CHILDREN TO PLAY WITH THIS PRODUCT WITHOUT ADULT SUPERVISION
- NEVER ALLOW MATERIAL TO COVER YOUR FACE. IT CAN CAUSE SUFFOCATION AND DEATH
- NEVER ALLOW ANYONE TO USE LIGHTED CANDLES, MATCHES OR OTHER SOURCES OF FIRE NEAR THIS PRODUCT
- UV (ULTRAVIOLET LIGHT) WARNING:
Ultraviolet light breaks down lightweight fabric fibers (and almost any synthetic material). The material will fade (discolor), lose strength and eventually disintegrate if left in prolonged sunlight. To extend the life of your Ameristep® product avoid leaving it out in direct sunlight. Set up your portable blind or accessory in a shady spot whenever possible to extend the product life.